

# EDMONTON ELKS GAME NOTES

WEEK 11 @ HAM (5:00 p.m. MT)

## THE COACHES

<b>EDM</b>	Jarious Jackson (1st season)	vs. HAM: 0-1-0 Career: 2-2-0 (reg.)
<b>HAM</b>	Scott Milanovich (6th season (1 HAM))	vs. EDM: 5-6-0 Career: 45-54-0 (reg.)

## NEED TO KNOW

### MBT STARTS, FORD OUT

- McLeod Bethel-Thompson makes his eighth start of the season. In 8 games (7 starts), MBT has passed for 1,959 yards and 10 touchdowns.
- Tre Ford lands on the one-game injured list after leaving in the second quarter of their Week 10 game against the BC Lions.




### ELK TRACKS

- In his last two games, receiver Tevin Jones has nine receptions for 246 yards and two touchdowns. He has 123 yards receiving in back to back games.
- Edmonton is looking for its first three-game winning streak since 2018.
- Javon Leake leads the league with seven yards per carry. He has 13 10+ yard rushes on 55 attempts. Leake makes his third straight start at running back.
- The Elks have rushed for over 200 yards in each of their last two games.
- Nyles Morgan (LB) sits first in the CFL in defensive tackles with 63, while Nick Anderson (LB) ranks fifth with 50 defensive tackles.
- Canadian Noah Curtis (DL) is tied for the league lead in sacks with five.

### ELKS vs. TIGER-CATS

- Edmonton lost their first meeting of the season at Commonwealth Stadium on July 28 by a score of 44-28.
- The Double E have won their last two meetings in Hamilton, with both wins coming with Tre Ford as their starter.

## GAME DETAILS

	Saturday, August 17 Tim Hortons Field Hamilton, ON
	TSN Rod Smith (PBP), Duane Forde (Colour), Matt Scianitti (Sideline)
	630 CHED Morley Scott (PBP), Dave Campbell (Colour), Blake Dermott (Analyst)

## 2024 SCHEDULE (2-7-0)

WEEK	DATE	OPPONENT	SCORE/TIME
1	Sat., June. 8	vs. Saskatchewan	29-21 L
2	Fri., June. 14	vs. Montreal	23-20 L
3	Sat., June. 22	@ Toronto	39-36 L
4	Thu., Jun. 27	@ B.C.	24-21 L
6	Sun., July. 14	@ Ottawa	37-34 L
7	Fri., July. 19	vs. Ottawa	20-14 L
8	Sun., July. 28	vs. Hamilton	44-28 L
9	Sat., Aug. 3	@ Saskatchewan	42-31 W
10	Sun., Aug. 11	vs. B.C.	33-16 W
11	Sat., Aug. 17	@ Hamilton	5:00 PM MT
12	Sun., Aug. 25	@ Montreal	5:00 PM MT
13	Mon., Sept. 2	@ Calgary	4:00 PM MT
14	Sat., Sept. 7	vs. Calgary	5:00 PM MT
16	Sat, Sept. 21	vs. Winnipeg	5:00 PM MT
17	Fri., Sept. 27	@ Winnipeg	6:00 PM MT
18	Sat., Oct. 5	vs. Saskatchewan	5:00 PM MT
19	Sat., Oct. 12	@ Calgary	2:00 PM MT
21	Fri., Oct. 25	vs. Toronto	7:30 PM MT

## EDMONTON ELKS PRONUNCIATION GUIDE

Sam Acheampong - *ACH-am-pong*  
 Woody Appolon - *app-o-lawn*  
 Boris Bede - *bee-dee*  
 DK Bonhomme - *Bahn-um*  
 Michael Brodrique - *brod-rick*  
 Jarret Doege - *day-gee*  
 David Foucault - *foo-KOH*  
 Kurleigh Gittens Jr. - *Curly*  
 Les Maruo - *ma-roo-oh*  
 Hergy Mayala - *Her-GEE MY-alla*  
 Tomas Jack-Kurdyla - *Toe-mas Jack-KUR-dee-la*  
 Loucheiz Purifoy - *lou-CHEZ Pure-uh-foye*  
 Josiah Schakel - *Shackle*  
 Jerminic Smith - *jir-muh-NEEK*

## THE SERIES

	32-19-0 in Edmonton Streak: 5 Losses   2-8-0 in last 10 Last: 44-28 L / July 28, 2024
	29-21-1 in Hamilton Streak: 2 Wins   6-4-0 in last 10 Last: 24-10 W / Aug. 17, 2023
	61-40-1 all-time Streak: 1 Loss   3-7-0 in last 10 Last: 44-28 L / July 28, 2024



2024 STARTERS (DEFENCE)

WK	CB	HB	FS	HB	CB	WLB	MLB	SLB	DE	DT	DT	DE
1	GRAY	BRATTON	K. JACKSON	BYNUM	M. LEWIS	ANDERSON	Morgan	O'NEAL	MCKNIGHT	NKEMDICHE	CURTIS	E. BROWN
2	GRAY	BRATTON	PURIFOY	K. JACKSON	M. LEWIS	ANDERSON	Morgan	O'NEAL	MCKNIGHT	NKEMDICHE	CURTIS	E. BROWN
3	GRAY	BRATTON	PURIFOY	BYNUM	M. LEWIS	ANDERSON	Morgan	O'NEAL	ALFANO	NKEMDICHE	CURTIS	E. BROWN
4	GRAY	BRATTON	PURIFOY	BYNUM	M. LEWIS	ANDERSON	Morgan	O'NEAL	ALFANO	NKEMDICHE	CURTIS	E. BROWN
6	GRAY	BRATTON	PURIFOY	K. JACKSON	M. LEWIS	ANDERSON	Morgan	MONCRIEF	MCKNIGHT	OAKMAN	CURTIS	E. BROWN
7	GRAY	BRATTON	PURIFOY	K. JACKSON	M. LEWIS	ANDERSON	Morgan	MONCRIEF	MCKNIGHT	CURTIS	OAKMAN	E. BROWN
8	GRAY	BRATTON	PURIFOY	K. JACKSON	M. LEWIS	ANDERSON	Morgan	MONCRIEF	MCKNIGHT	CURTIS	OAKMAN	E. BROWN
9	GRAY	BRATTON	PURIFOY	K. JACKSON	BYNUM	ANDERSON	Morgan	MONCRIEF	MCKNIGHT	CURTIS	OAKMAN	E. BROWN
10	GRAY	BRATTON	PURIFOY	K. JACKSON	BYNUM	ANDERSON	Morgan	MONCRIEF	Taylor	CURTIS	OAKMAN	E. BROWN
11												
12												
13												
14												
15												
16												
18												
19												
20												

2024 STARTERS (OFFENCE)

WK	WR	SB	R	SB	WR	LT	LG	C	RG	RT	RB	FB	QB
1	Lewis	GITTENS JR.	MAYALA	MITCHELL	FLOWERS	IVEY	Foucault	Korte	J. Kurdyla	Steward	Brown	Green	Bethel-T
2	Lewis	GITTENS JR.	MAYALA	MITCHELL	FLOWERS	IVEY	Foucault	Korte	J. Kurdyla	Steward	Brown	Green	Bethel-T
3	Lewis	GITTENS JR.	A. SMITH	MAYALA	MITCHELL	IVEY	Foucault	Korte	J. Kurdyla	Steward	Brown	Green	Bethel-T
4	Lewis	GITTENS JR.	A. SMITH	COBB	MITCHELL	IVEY	Foucault	Korte	Steward	Boyko	Brown	Green	Bethel-T
6	Lewis	GITTENS JR.	A. SMITH	MAYALA	MITCHELL	IVEY	Foucault	Korte	Steward	Boyko	Brown	Green	Bethel-T
7	Lewis	GITTENS JR.	A. SMITH	MAYALA	MITCHELL	IVEY	Foucault	Korte	Steward	Boyko	Brown	Green	Bethel-T
8	Lewis	GITTENS JR.	A. SMITH	MAYALA	MITCHELL	IVEY	Foucault	Korte	Richards	Boyko	Brown	Green	Bethel-T
9	Lewis	GITTENS JR.	MAYALA	JONES	MITCHELL	IVEY	Foucault	Korte	Richards	Boyko	LEAKE	Green	FORD
10	Lewis	GITTENS JR.	MAYALA	JONES	MITCHELL	IVEY	Foucault	Korte	Richards	Boyko	LEAKE	Grohovac	FORD
11													
12													
13													
14													
15													
16													
18													
19													
20													



**2024 STARTERS (SPECIALS)**

**2024 STARTERS (SPECIALS)**

WK	K	P	LS	RET
1	Bede	Julien	Burton-Krahn	Leake
2	Bede	Julien	Burton-Krahn	Leake
3	Bede	Julien	Burton-Krahn	Leake
4	Bede	Julien	Burton-Krahn	Leake
6	Bede	Julien	Burton-Krahn	Leake
7	Bede	Julien	Burton-Krahn	Leake
8	Bede	Julien	Burton-Krahn	Leake
9	Bede	Julien	Burton-Krahn	Cobb
10	Bede	Julien	Burton-Krahn	Cobb

WK	K	P	LS	RET
11				
12				
13				
14				
15				
16				
18				
19				
20				

**2024 LEADERS (PER GAME)**

WEEK	VS.	RUSHES	RUSHING YDS	CATCHES	REC. YDS	TACKLES	ST TACKLES
1	SSK	Brown - 7	Brown - 23	Gittens Jr. - 9	Mitchell - 93	Morgan - 9	Muemi - 2
2	MTL	Brown - 11	Brown - 50	Gittens Jr. - 7	Gittens Jr. - 93	Morgan - 5	Hutter - 3
3	TOR	Brown - 7	Brown - 27	Gittens Jr. - 6	Mitchell - 120	N. Anderson - 9	Miller Jr., - 3
4	BC	Brown - 6	Brown - 40	Smith, Gittens Jr. - 5	Mitchell - 81	Morgan - 12	6 players - 1
6	OTT	Brown - 8	Brown - 35	MAYALA - 7	E. LEWIS - 89	N. Anderson - 9	5 players - 1
7	OTT	Brown - 9	Brown - 26	E. LEWIS - 7	E. LEWIS - 74	E. BROWN - 5	PRUKOP - 2
8	HAM	Leake - 8	Leake - 55	Gittens Jr. - 5	Gittens Jr. - 40	N. Anderson - 9	2 players - 2
9	SSK	Leake - 12	Leake - 169	4 players - 3	Jones - 123	Morgan - 11	O'Neal Jr. - 3
10	BC	Leake - 21	Leake - 97	2 players - 6	Jones - 123	Morgan - 7	7 players - 1
11							
12							
13							
14							
16							
17							
18							
19							
21							



### 2024 LEADERS (SEASON)

PASSING	GP	COMP-ATT / %	YARDS	TD	INT	EFFIC	INT %	AVG
BETHEL-THOMPSON, McLeod	9	185-266 / 69.5%	1,959	10	8	90.7	3.0	7.4
FORD, Tre	9	35-45 / 77.8%	473	5	1	138.2	2.2	10.5
PRUKOP, Dakota	9	--	--	--	--	--	--	--

RUSHING	GP	CARRIES	YARDS	AVG	LG	TD	10	20
LEAKE, Javon	9	55	386	7.0	61	4	13	2
BROWN, Kevin	7	54	221	4.1	20	0	6	1
FORD, Tre	9	11	79	7.2	23	0	3	1
BETHEL-THOMPSON, McLeod	9	7	55	7.9	14	0	1	0
PRUKOP, Dakota	9	23	34	1.5	6	7	0	0

RECEIVING	GP	REC-ATT	YARDS	YAC	AVG	LG	TD	30
MITCHELL, Dillon	9	35-51	458	94	13.1	46	1	4
GITTENS JR., Kurleigh	9	50-65	430	100	8.6	29	3	0
LEWIS, Eugene	9	31-55	405	103	13.1	52	2	3
MAYALA, Hergy	8	31-40	337	83	10.9	39	4	1
JONES, Tevin	7	9-9	246	105	27.3	93	2	1
LEAKE, Javon	9	19-22	150	101	7.9	22	0	0
SMITH, Arkell	5	13-18	148	89	11.4	17	1	0
BROWN, Kevin	7	21-27	132	112	6.3	26	0	0
COBB, Gavin	6	3-8	50	15	16.7	20	1	0

RETURNS	GP	PR	YARDS	AVG	LG	TD	KOR	YARDS	AVG	LG	TD
LEAKE, Javon	9	22	214	9.7	27	0	24	520	21.7	56	0
COBB, Gavin	6	7	64	9.1	16	0	6	125	20.8	26	0

PUNTS / KO	GP	PUNTS	YARDS	AVG	LG	S	KO	YDS	AVG	LG	S
JULIEN, Jake	9	50	2,660	53.2	74	7	--	--	--	--	--
BEDE, Boris	9	--	--	--	--	--	39	2,580	66.2	98	2

FG / CONVERTS	GP	FGA	MD	%	LG	<20	20-29	30-39	40-49	>=50	CVT
BEDE, Boris	9	22	16	72.7	52	2	2	7	3	2	17

DEF. TACKLES
MORGAN - 63
ANDERSON - 50
GRAY - 31
BROWN - 28
PURIFOY - 22
O'NEAL - 21
JACKSON - 17
OAKMAN - 17
BRATTON - 16

ST TACKLES
JONES - 5
5 players - 4
8 players - 3
5 players - 2

SACKS
CURTIS - 5
E. BROWN - 3
MCKNIGHT - 2
OAKMAN - 2
ANDERSON - 1
BRODRIQUE - 1
MORGAN - 1
OAKMAN - 1
PURIFOY - 1
N. TAYLOR - 1

INT
GRAY - 2
BRATTON - 2
JACKSON - 2
M. LEWIS - 1
PURIFOY - 1

FORCED FUMBLE
ANDERSON - 1
BYNUM - 1
GRAY - 1
MORGAN - 1
OAKMAN - 1



WEEK 1 (vs. SSK)
SATURDAY, JUNE, 8
Attendance: 20, 681

Table with 6 columns: 1st, 2nd, 3rd, 4th, FINAL. Rows for SSK and EDM.

SCORING SUMMARY

1st QUARTER
8:49 | B. BEDE Field Goal (17 yds)----- 3-0 EDM
5:42 | T. HARRIS completed pass to S. BANE JR., for 27 yards to EDM00-TD; convert kick good----- 7-3 SSK
2nd QUARTER
11:04 | J. JULIEN Punt (57 yds) - SINGLE----- 7-4 SSK
1:10 | BETHEL-THOMPSON completed pass to H. MAYALA for 22 yards to SSK00-TD; convert kick good----- 11-7 EDM
3rd QUARTER
4:49 | A. KORSACK Punt (62 yds) - SINGLE----- 11-8 EDM
1:38 | BETHEL-THOMPSON completed pass to H. MAYALA for 6 yards to SSK00-TD; convert kick good----- 18-8 EDM
4th QUARTER
13:38 | B. BEDE Field Goal (30 yds)----- 21-8 EDM
11:35 | T. HARRIS completed pass to S. BANE JR., for 40 yards to EDM00-TD; convert kick good----- 21-15 EDM
9:02 | A. OUELLETTE Run (1 yard) to EDM00-TD; convert kick good----- 22-21 SSK
1:10 | T. HARRIS completed pass to S. BANE JR., for 33 yards to EDM00-TD; convert kick good----- 29-21 SSK

TEAM STATISTICS

SSK EDM
OFFENCE
338 --- YARDS --- 373
29:10 --- POSSESSION TIME --- 28:41
131-30-4.4 --- 1ST DOWN (YARDS - ATT - AVG) --- 236-34-6.9
199-22-9.0 --- 2ND DOWN (YARDS - ATT - AVG) --- 137-23-5.7
0-0-0.0 --- 3RD DOWN (YARDS - ATT - AVG) --- 0-0-0.0
RUSHING
18 --- ATTEMPTS --- 12
40 --- YARDS --- 39
1.8 --- AVERAGE --- 3.3
1 --- TOUCHDOWNS --- 0
PASSING
31 --- ATTEMPTS --- 42
22 --- COMPLETIONS --- 33
305 --- YARDS --- 336
9.8 --- AVERAGE --- 8.0
93 --- YARDS AFTER CATCH --- 136
2 --- INTERCEPTIONS --- 1
3 --- TOUCHDOWNS --- 2
40 --- LONG --- 52
71.0% --- COMPLETION % --- 79.0%
107.6 --- EFFICIENCY --- 106.8
TURNOVERS
2 --- FUMBLES --- 3
1 --- FUMBLES LOST --- 2
2 --- INTERCEPTIONS --- 1
0 --- DOWNS --- 0
PENALTIES
6-44 --- TOTAL PENALTIES (NO - YARDS) --- 11-101
2-40 --- OFFENCE (NO - YARDS) --- 3-15
2-25 --- DEFENCE (NO - YARDS) --- 5-56
2-19 --- SPECIAL TEAMS (NO - YARDS) --- 3-30
DEFENCE
46 --- DEFENSIVE TACKLES --- 39
8 --- SPECIAL TEAMS TACKLES --- 8
54 --- TOTAL TACKLES --- 47
2 --- QB SACKS --- 2
2 --- FORCED FUMBLES --- 1
2 --- PASS KNOCKDOWNS --- 3
1 --- INTERCEPTIONS --- 2
2 --- FUMBLE RETURNS --- 1



WEEK 2 (vs. MTL)
FRIDAY, JUNE, 14
Attendance: 15, 790

Table with 6 columns: 1st, 2nd, 3rd, 4th, FINAL. Rows for MTL and EDM.

SCORING SUMMARY

1st QUARTER
6:58 | C. FAJARDO completed pass to C. SPIEKER for 5 yards to EDM00-TD; convert kick good----- 7-0 MTL
2:18 | D. PRUKOP Run (1 yard) to MTL00-TD; convert kick good----- 7-7 TIE
2nd QUARTER
14:46 | D. COTE Field Goal (53 yds)----- 10-7 EDM
1:52 | B. BEDE Field Goal (48 yds)----- 10-10 TIE
00:33 | C. FAJARDO completed pass to W. FLETCHER for 46 yards to EDM00-TD; convert kick good----- 17-10 MTL
00:00 | B. BEDE Field Goal (48 yds)----- 17-13 MTL
3rd QUARTER
4th QUARTER
2:32 | W. FLETCHER Run (39 yds) to EDM00-TD; convert kick NO good----- 23-13 MTL
11:35 | D. PRUKOP Run (1 yard) to MTL00-TD; convert kick good----- 23-20 MTL

TEAM STATISTICS

MTL EDM
OFFENCE
371 --- YARDS --- 357
29:39 --- POSSESSION TIME --- 30:21
121-26-4.7 --- 1ST DOWN (YARDS - ATT - AVG) --- 205-37-5.5
246-23-10.7 --- 2ND DOWN (YARDS - ATT - AVG) --- 136-27-5.0
4-3-1.3 --- 3RD DOWN (YARDS - ATT - AVG) --- 16-4-4.0
RUSHING
19 --- ATTEMPTS --- 21
116 --- YARDS --- 72
6.1 --- AVERAGE --- 3.4
1 --- TOUCHDOWNS --- 2
PASSING
30 --- ATTEMPTS --- 42
20 --- COMPLETIONS --- 28
269 --- YARDS --- 300
9.8 --- AVERAGE --- 7.1
166 --- YARDS AFTER CATCH --- 89
0 --- INTERCEPTIONS --- 2
2 --- TOUCHDOWNS --- 0
53 --- LONG --- 29
67.0% --- COMPLETION % --- 67.0%
117.2 --- EFFICIENCY --- 67.6
TURNOVERS
0 --- FUMBLES --- 0
0 --- FUMBLES LOST --- 0
0 --- INTERCEPTIONS --- 2
0 --- DOWNS --- 1
PENALTIES
9-75 --- TOTAL PENALTIES (NO - YARDS) --- 4-37
2-15 --- OFFENCE (NO - YARDS) --- 2-20
5-41 --- DEFENCE (NO - YARDS) --- 1-10
2-19 --- SPECIAL TEAMS (NO - YARDS) --- 1-7
DEFENCE
50 --- DEFENSIVE TACKLES --- 39
9 --- SPECIAL TEAMS TACKLES --- 7
59 --- TOTAL TACKLES --- 46
3 --- QB SACKS --- 3
0 --- FORCED FUMBLES --- 0
2 --- PASS KNOCKDOWNS --- 4
2 --- INTERCEPTIONS --- 0
0 --- FUMBLE RETURNS --- 0



## WEEK 3 (@ TOR) SATURDAY, JUNE, 22 Attendance: 10,857

	1st	2nd	3rd	4th	FINAL
<b>EDM</b>	14	1	7	14	<b>36</b>
<b>TOR</b>	7	14	8	10	<b>39</b>

### SCORING SUMMARY

#### 1<sup>ST</sup> QUARTER

9:58 | BETHEL-THOMPSON completed pass to D. MITCHELL for 30 yards to TOR00-TD; convert kick good----- 7-0 EDM  
 4:01 | D. MCMAHON Run (44 yds) to EDM00-TD; convert kick good----- 7-7 TIE

00:11 | BETHEL-THOMPSON completed pass to E. LEWIS for 6 yards to TOR00-TD; convert kick good----- 14-7 EDM

#### 2<sup>ND</sup> QUARTER

11:00 | C. DUKES completed pass to R. BAILEY for 21 yards to TOR00-TD; convert kick good----- 14-14 TIE

3:41 | C. DUKES Run (7 yds) to EDM00-TD; convert kick good----- 21-14 TOR

2:06 | J. JULIEN Punt 60 yards - Single----- 21-15 TOR

#### 3<sup>RD</sup> QUARTER

8:00 | BETHEL-THOMPSON completed pass to H. MAYALA for 10 yards to TOR00-TD; convert kick good----- 22-21 EDM

2:11 | K. CAREY Run (4 yds) to EDM00-TD; 2-point conversion successful----- 29-22 TOR

#### 4<sup>TH</sup> QUARTER

12:49 | BETHEL-THOMPSON completed pass to K. GITTENS JR. for 8 yards to TOR00-TD; convert kick good----- 29-29 TIE

9:41 | C. DUKES completed pass to D. COXIE for 36 yards to TOR00-TD; convert kick good----- 36-29 TOR

3:54 | D. PRUKOP Run (1 yd) to EDM00-TD; convert kick good----- 36-36 TIE

00:01 | L. HAJRULLAHU Field Goal (37 yds)----- 39-36 TOR

### TEAM STATISTICS

EDM TOR

#### OFFENCE

371 --- YARDS --- 374

26:20 --- POSSESSION TIME --- 33:40

156-30-5.2 --- 1ST DOWN (YARDS - ATT - AVG) --- 266-34-7.8

215-21-10.8 --- 2ND DOWN (YARDS - ATT - AVG) --- 108-21-5.1

0-0-0.0 --- 3RD DOWN (YARDS - ATT - AVG) --- 0-0-0.0

#### RUSHING

10 --- ATTEMPTS --- 29

35 --- YARDS --- 186

3.5 --- AVERAGE --- 6.4

1 --- TOUCHDOWNS --- 3

#### PASSING

38 --- ATTEMPTS --- 22

28 --- COMPLETIONS --- 18

342 --- YARDS --- 214

9.0 --- AVERAGE --- 9.7

62 --- YARDS AFTER CATCH --- 95

0 --- INTERCEPTIONS --- 1

4 --- TOUCHDOWNS --- 2

39 --- LONG --- 36

74.0% --- COMPLETION % --- 82.0%

136.1 --- EFFICIENCY --- 122.2

#### TURNOVERS

0 --- FUMBLES --- 0

0 --- FUMBLES LOST --- 0

0 --- INTERCEPTIONS --- 1

0 --- DOWNS --- 0

#### PENALTIES

7-68 --- TOTAL PENALTIES (NO - YARDS) --- 6-61

0-0 --- OFFENCE (NO - YARDS) --- 3-20

4-46 --- DEFENCE (NO - YARDS) --- 2-31

3-22 --- SPECIAL TEAMS (NO - YARDS) --- 1-10

#### DEFENCE

44 --- DEFENSIVE TACKLES --- 34

11 --- SPECIAL TEAMS TACKLES --- 9

55 --- TOTAL TACKLES --- 43

3 --- QB SACKS --- 1

0 --- FORCED FUMBLES --- 0

0 --- PASS KNOCKDOWNS --- 2

1 --- INTERCEPTIONS --- 0

0 --- FUMBLE RETURNS --- 0



## WEEK 4 (@ BC) THURSDAY, JUNE, 27 Attendance:

	1st	2nd	3rd	4th	FINAL
<b>EDM</b>	4	8	0	9	<b>21</b>
<b>BC</b>	3	10	0	11	<b>24</b>

### SCORING SUMMARY

#### 1<sup>ST</sup> QUARTER

12:22 | J. JULIEN Punt 64 yards-Single----- 1-0 EDM

6:33 | B. BEDE Field Goal (39 yds)----- 4-0 EDM

1:38 | S. WHYTE Field Goal (24 yds)----- 4-3 EDM

#### 2<sup>ND</sup> QUARTER

12:00 | V. ADAMS JR. completed pass to W. STANBACK for 5 yards to EDM00-TD; convert kick good----- 10-4 BC

8:38 | BETHEL-THOMPSON completed pass to K. GITTENS JR., for 16 yards to BC00-TD;convert kick good----- 11-10 EDM

1:36 | J. JULIEN Punt 55 yards-Single----- 12-10 EDM

00:13 | S. WHYTE Field Goal (29 yds)----- 13-12 BC

#### 3<sup>RD</sup> QUARTER

#### 4<sup>TH</sup> QUARTER

7:38 | D. PRUKOP Run (1 yd) to BC00-TD; 2-point conversion failed----- 18-13 EDM

2:23 | D. MACKIE Run (1 yd) to EDM00-TD; 2-point conversion successful----- 21-18 BC

1:17 | B. BEDE Field Goal (52 yds)----- 21-21 TIE

00:02 | S. WHYTE Field Goal (42 yds)----- 24-21 BC

### TEAM STATISTICS

EDM BC

#### OFFENCE

337 --- YARDS --- 408

26:17 --- POSSESSION TIME --- 33:37

217-28-7.8 --- 1ST DOWN (YARDS - ATT - AVG) --- 281-38-7.4

119-17-7.0 --- 2ND DOWN (YARDS - ATT - AVG) --- 131-23-5.7

1-1-1.0 --- 3RD DOWN (YARDS - ATT - AVG) --- 11-3-3.7

#### RUSHING

15 --- ATTEMPTS --- 22

98 --- YARDS --- 92

6.5 --- AVERAGE --- 4.2

1 --- TOUCHDOWNS --- 1

#### PASSING

30 --- ATTEMPTS --- 38

19 --- COMPLETIONS --- 27

247 --- YARDS --- 331

8.2 --- AVERAGE --- 8.7

118 --- YARDS AFTER CATCH --- 135

2 --- INTERCEPTIONS --- 0

1 --- TOUCHDOWNS --- 1

46 --- LONG --- 35

63.0% --- COMPLETION % --- 71.0%

72.5 --- EFFICIENCY --- 106.4

#### TURNOVERS

1 --- FUMBLES --- 2

1 --- FUMBLES LOST --- 1

2 --- INTERCEPTIONS --- 0

0 --- DOWNS --- 2

#### PENALTIES

9-92 --- TOTAL PENALTIES (NO - YARDS) --- 6-75

2-5 --- OFFENCE (NO - YARDS) --- 1-10

5-67 --- DEFENCE (NO - YARDS) --- 3-45

2-20 --- SPECIAL TEAMS (NO - YARDS) --- 2-20

#### DEFENCE

47 --- DEFENSIVE TACKLES --- 32

6 --- SPECIAL TEAMS TACKLES --- 7

53 --- TOTAL TACKLES --- 39

0 --- QB SACKS --- 1

1 --- FORCED FUMBLES --- 1

2 --- PASS KNOCKDOWNS --- 2

0 --- INTERCEPTIONS --- 2

1 --- FUMBLE RETURNS --- 1



**WEEK 6 (vs. OTT)**  
SUNDAY, JULY, 14  
Attendance: 18,362

	1st	2nd	3rd	4th	FINAL
<b>OTT</b>	3	10	8	16	<b>37</b>
<b>EDM</b>	7	8	3	16	<b>34</b>

### SCORING SUMMARY

#### 1<sup>ST</sup> QUARTER

8:13 | L. WARD Field Goal (25 yds)----- 3-0 OTT  
 1:10 | BETHEL-THOMPSON completed pass to A. SMITH for 10 yards to OTT00-TD; convert kick good----- 7-3 EDM

#### 2<sup>ND</sup> QUARTER

11:02 | BETHEL-THOMPSON completed pass to H. MAYALA for 39 yards to OTT00-TD; convert kick good----- 14-3 EDM  
 10:39 | B. BEDE Kickoff (98 yds)-Single----- 15-3 EDM  
 2:31 | L. WARD Field Goal (31 yds)----- 15-6 EDM  
 00:21 | D. CRUM Run (1 yd) to EDM00-TD; convert kick good-- 15-13 EDM

#### 3<sup>RD</sup> QUARTER

5:38 | B. BEDE Field Goal (42 yds)----- 18-13 EDM  
 5:09 | D. BROWN completed pass to K. PIMPLETON for 70 yards to EDM00-TD; 2-point conversion successful----- 21-18 OTT

#### 4<sup>TH</sup> QUARTER

14:38 | B. BEDE Field Goal NO GOOD-Single----- 21-19 OTT  
 13:44 | D. BROWN completed pass to J. HARDY for 68 yards to EDM00-TD; convert kick good----- 28-19 OTT  
 8:24 | L. WARD Field Goal (35 yds)----- 31-19 OTT  
 5:54 | D. PRUKOP Run (4 yds) to OTT00-TD; 2-point conversion successful----- 31-27 OTT  
 2:11 | L. WARD Field Goal (10 yds)----- 34-27 OTT  
 00:11 | D. PRUKOP Run (1 yd) to OTT00-TD; convert kick good- 34-34 TIE  
 00:00 | L. WARD Field Goal (38 yds)----- 37-34 OTT

### TEAM STATISTICS

**OTT**      **EDM**

#### OFFENCE

520 --- YARDS --- 339  
 31:31 --- POSSESSION TIME --- 28:29  
 149-33-4.5 --- 1ST DOWN (YARDS - ATT - AVG) --- 210-36-5.8  
 370-25-14.8 --- 2ND DOWN (YARDS - ATT - AVG) --- 121-21-5.5  
 5-2-2.5 --- 3RD DOWN (YARDS - ATT - AVG) --- 8-4-2.0

#### RUSHING

19 --- ATTEMPTS --- 18  
 56 --- YARDS --- 86  
 2.9 --- AVERAGE --- 4.8  
 1 --- TOUCHDOWNS --- 2

#### PASSING

38 --- ATTEMPTS --- 35  
 26 --- COMPLETIONS --- 26  
 480 --- YARDS --- 272  
 12.6 --- AVERAGE --- 7.8  
 222 --- YARDS AFTER CATCH --- 95  
 1 --- INTERCEPTIONS --- 0  
 2 --- TOUCHDOWNS --- 2  
 70 --- LONG --- 39  
 68.0% --- COMPLETION % --- 74.0%  
 118.3 --- EFFICIENCY --- 115.4

#### TURNOVERS

1 --- FUMBLES --- 2  
 1 --- FUMBLES LOST --- 1  
 1 --- INTERCEPTIONS --- 0  
 0 --- DOWNS --- 0

#### PENALTIES

8-100 --- TOTAL PENALTIES (NO - YARDS) --- 6-58  
 2-15 --- OFFENCE (NO - YARDS) --- 2-25  
 5-70 --- DEFENCE (NO - YARDS) --- 2-10  
 1-15 --- SPECIAL TEAMS (NO - YARDS) --- 2-23

#### DEFENCE

44 --- DEFENSIVE TACKLES --- 43  
 7 --- SPECIAL TEAMS TACKLES --- 5  
 51 --- TOTAL TACKLES --- 48  
 3 --- QB SACKS --- 1  
 2 --- FORCED FUMBLES --- 0  
 2 --- PASS KNOCKDOWNS --- 3  
 0 --- INTERCEPTIONS --- 1  
 1 --- FUMBLE RETURNS --- 1



**WEEK 7 (@ OTT)**  
FRIDAY, JULY, 19  
Attendance: 18,437

	1st	2nd	3rd	4th	FINAL
<b>EDM</b>	6	3	2	3	<b>14</b>
<b>OTT</b>	8	6	3	3	<b>20</b>

### SCORING SUMMARY

#### 1<sup>ST</sup> QUARTER

11:29 | R. ARMSTEAD Run (3 yds) to EDM00 - TD;convert kick good----- 7-0 OTT

#### 2<sup>ND</sup> QUARTER

6:08 | B. BEDE Field Goal (34 yds)----- 7-3 OTT  
 3:20 | L. WARD Field Goal NO GOOD-Single----- 8-3 OTT  
 00:03 | B. BEDE Field Goal (39 yds)----- 8-6 OTT

#### 3<sup>RD</sup> QUARTER

11:38 | L. WARD Field Goal (48 yds)----- 11-6 OTT  
 1:42 | L. WARD Field Goal (11 yds)----- 14-6 OTT  
 00:11 | B. BEDE Field Goal (42 yds)----- 14-9 OTT

#### 3<sup>RD</sup> QUARTER

9:40 | B. BEDE Field Goal NO GOOD-Single----- 14-10 OTT  
 6:37 | J. JULIEN Punt (59 yards)-Single----- 14-11 OTT  
 00:48 | L. WARD Field Goal (28 yds)----- 17-11 OTT

#### 4<sup>TH</sup> QUARTER

4:16 | L. WARD Field Goal (45 yds)----- 20-11 OTT  
 2:15 | B. BEDE Field Goal (19 yds)----- 20-14 OTT

### TEAM STATISTICS

**EDM**      **OTT**

#### OFFENCE

243 --- YARDS --- 304  
 27:56 --- POSSESSION TIME --- 32:04  
 114-31-3.7 --- 1ST DOWN (YARDS - ATT - AVG) --- 169-33-5.1  
 106-23-4.6 --- 2ND DOWN (YARDS - ATT - AVG) --- 147-24-6.7  
 29-2-14.5 --- 3RD DOWN (YARDS - ATT - AVG) --- 1-1-1.0

#### RUSHING

12 --- ATTEMPTS --- 18  
 40 --- YARDS --- 75  
 3.3 --- AVERAGE --- 4.2  
 0 --- TOUCHDOWNS --- 1

#### PASSING

39 --- ATTEMPTS --- 33  
 27 --- COMPLETIONS --- 22  
 206 --- YARDS --- 257  
 5.3 --- AVERAGE --- 7.8  
 58 --- YARDS AFTER CATCH --- 54  
 1 --- INTERCEPTIONS --- 2  
 0 --- TOUCHDOWNS --- 0  
 22 --- LONG --- 36  
 68.0% --- COMPLETION % --- 67.0%  
 70.2 --- EFFICIENCY --- 64.8

#### TURNOVERS

1 --- FUMBLES --- 1  
 1 --- FUMBLES LOST --- 0  
 1 --- INTERCEPTIONS --- 2  
 0 --- DOWNS --- 1

#### PENALTIES

6-67 --- TOTAL PENALTIES (NO - YARDS) --- 7-74  
 3-25 --- OFFENCE (NO - YARDS) --- 4-34  
 3-42 --- DEFENCE (NO - YARDS) --- 1-15  
 0-0 --- SPECIAL TEAMS (NO - YARDS) --- 2-25

#### DEFENCE

44 --- DEFENSIVE TACKLES --- 42  
 8 --- SPECIAL TEAMS TACKLES --- 6  
 52 --- TOTAL TACKLES --- 48  
 4 --- QB SACKS --- 2  
 1 --- FORCED FUMBLES --- 0  
 2 --- PASS KNOCKDOWNS --- 4  
 2 --- INTERCEPTIONS --- 1  
 0 --- FUMBLE RETURNS --- 1



## WEEK 8 (vs. HAM) SUNDAY, JULY 28 Attendance: 17,079

	1st	2nd	3rd	4th	FINAL
<b>HAM</b>	6	15	13	10	<b>44</b>
<b>EDM</b>	6	2	0	20	<b>28</b>

### SCORING SUMMARY

#### 1<sup>ST</sup> QUARTER

8:28 | B. BEDE Field Goal (26 yds)----- 3-0 EDM  
 6:08 | B. BEDE Field Goal (47 yds)----- 6-0 EDM  
 3:26 | M. LIEGGHIO Field Goal (45 yds)----- 6-3 EDM  
 00:02 | M. LIEGGHIO Field Goal (47 yds)----- 6-6 TIE

#### 2<sup>ND</sup> QUARTER

12:59 | J. JULIEN Punt (74 yds) - SINGLE----- 7-6 EDM  
 7:20 | J. JULIEN Punt (58 yds) - SINGLE----- 8-6 EDM  
 2:58 | N. CONSTANTINOU (70 yds) - SINGLE----- 8-7 EDM  
 2:31 | B. MITCHELL completed pass to J. ROBINSON for 12 yards to the EDM00-TD; convert kick good----- 14-8 HAM  
 1:09 | B. MITCHELL completed pass to L. HAKUNAVANHU for 66 yards to the EDM00-TD; convert kick good----- 21-8 HAM

#### 3<sup>RD</sup> QUARTER

7:42 | B. MITCHELL completed pass to T. WHITE for 7 yards to the EDM00-TD; convert kick good----- 28-8 HAM  
 3:17 | B. MITCHELL completed pass to K. SMITH for 59 yards to the EDM00-TD; 2-point conversion failed----- 34-8 HAM

#### 4<sup>TH</sup> QUARTER

10:25 | B. MITCHELL completed pass to T. WHITE for 7 yards to the EDM00-TD; convert kick good----- 41-8 HAM  
 6:03 | T. FORD completed pass to K. GITTENS JR. for 5 yards to the EDM00-TD; 2-point conversion failed----- 41-14 HAM  
 1:56 | T. FORD completed pass to G. COBB for 20 yards to the EDM00-TD; 2-point conversion successful----- 41-22 HAM  
 00:56 | T. FORD completed pass to E. LEWIS for 12 yards to the EDM00-TD; 2-point conversion failed----- 41-28 HAM

### TEAM STATISTICS

**HAM**                      **EDM**

#### OFFENCE

416 --- YARDS --- 258  
 33:38 --- POSSESSION TIME --- 26:22  
 220-31-71 --- 1ST DOWN (YARDS - ATT - AVG) --- 154-34-4.5  
 186-23-78 --- 2ND DOWN (YARDS - ATT - AVG) --- 101-25-4.0  
 10-4-2.5 --- 3RD DOWN (YARDS - ATT - AVG) --- 20-2-10.0

#### RUSHING

29 --- ATTEMPTS --- 19  
 113 --- YARDS --- 99  
 3.9 --- AVERAGE --- 5.2  
 0 --- TOUCHDOWNS --- 0

#### PASSING

25 --- ATTEMPTS --- 37  
 17 --- COMPLETIONS --- 20  
 316 --- YARDS --- 206  
 12.6 --- AVERAGE --- 5.6  
 162 --- YARDS AFTER CATCH --- 60  
 1 --- INTERCEPTIONS --- 1  
 5 --- TOUCHDOWNS --- 3  
 66 --- LONG --- 22  
 68.0% --- COMPLETION % --- 54.0%  
 158.3 --- EFFICIENCY --- 86.1

#### TURNOVERS

1 --- FUMBLES --- 2  
 1 --- FUMBLES LOST --- 1  
 1 --- INTERCEPTIONS --- 1  
 0 --- DOWNS --- 1

#### PENALTIES

4-40 --- TOTAL PENALTIES (NO - YARDS) --- 4-30  
 1-5 --- OFFENCE (NO - YARDS) --- 2-10  
 3-35 --- DEFENCE (NO - YARDS) --- 1-10  
 0-0 --- SPECIAL TEAMS (NO - YARDS) --- 1-10

#### DEFENCE

38 --- DEFENSIVE TACKLES --- 43  
 7 --- SPECIAL TEAMS TACKLES --- 7  
 45 --- TOTAL TACKLES --- 50  
 3 --- QB SACKS --- 1  
 0 --- FORCED FUMBLES --- 1  
 7 --- PASS KNOCKDOWNS --- 1  
 1 --- INTERCEPTIONS --- 1  
 1 --- FUMBLE RETURNS --- 1



## WEEK 9 (@ SSK) SATURDAY, AUGUST 3 Attendance: 29,655

	1st	2nd	3rd	4th	FINAL
<b>EDM</b>	13	7	0	22	<b>42</b>
<b>SSK</b>	8	7	6	10	<b>31</b>

### SCORING SUMMARY

#### 1<sup>ST</sup> QUARTER

15:00 | B. BEDE Kickoff (71 yds) to SSK09;M. ALFORD return  
 101 yards to EDM00-TD;convert kick good----- 7-0 SSK  
 8:49 | B. BEDE Field Goal (25 yds)----- 7-3 SSK  
 6:44 | B. LAUTHER Field Goal NO GOOD-Single----- 8-3 SSK  
 4:01 | B. BEDE Field Goal (38 yds)----- 8-6 SSK  
 2:10 | T. FORD completed pass to T. JONES for 93 yards to SSK00-TD;convert kick good----- 13-8 EDM

#### 2<sup>ND</sup> QUARTER

5:02 | J. LEAKE Run (4 yds) to SSK00-TD; convert kick good--- 20-8 EDM  
 1:50 | S. PATTERSON Run (1 yd) to EDM00-TD;convert kick good----- 20-15 EDM

#### 3<sup>RD</sup> QUARTER

2:03 | S. PATTERSON completed pass to A. AJOU for 26 yards to EDM00-TD; 2-point conversion failed----- 21-20 SSK

#### 4<sup>TH</sup> QUARTER

11:07 | J. LEAKE Run (51 yds) to SSK00-TD; 2-point conversion successful----- 28-21 EDM  
 6:35 | B. LAUTHER Field Goal (37 yds)----- 28-24 EDM  
 2:28 | J. LEAKE Run (61 yds) to SSK00-TD; convert kick good- 35-24 EDM  
 1:36 | T. FORD completed pass to T. JONES for 19 yards to SSK00-TD; convert kick good----- 42-24 EDM  
 00:05 | S. PATTERSON completed pass to M. PICTON for 23 yards to EDM00-TD; convert kick good----- 42-31 EDM

### TEAM STATISTICS

**EDM**                      **SSK**

#### OFFENCE

515 --- YARDS --- 392  
 33:01 --- POSSESSION TIME --- 26:59  
 270-31-8.7 --- 1ST DOWN (YARDS - ATT - AVG) --- 174-35-5.0  
 245-20-12.3 --- 2ND DOWN (YARDS - ATT - AVG) --- 177-24-7.4  
 0-0-0.0 --- 3RD DOWN (YARDS - ATT - AVG) --- 41-2-20.5

#### RUSHING

28 --- ATTEMPTS --- 18  
 276 --- YARDS --- 117  
 9.9 --- AVERAGE --- 6.5  
 3 --- TOUCHDOWNS --- 1

#### PASSING

22 --- ATTEMPTS --- 38  
 18 --- COMPLETIONS --- 22  
 252 --- YARDS --- 306  
 11.5 --- AVERAGE --- 8.1  
 127 --- YARDS AFTER CATCH --- 70  
 1 --- INTERCEPTIONS --- 1  
 2 --- TOUCHDOWNS --- 2  
 93 --- LONG --- 26  
 82.0% --- COMPLETION % --- 58.0%  
 129.4 --- EFFICIENCY --- 90.5

#### TURNOVERS

1 --- FUMBLES --- 0  
 0 --- FUMBLES LOST --- 0  
 1 --- INTERCEPTIONS --- 1  
 0 --- DOWNS --- 0

#### PENALTIES

6-47 --- TOTAL PENALTIES (NO - YARDS) --- 3-19  
 2-10 --- OFFENCE (NO - YARDS) --- 2-15  
 4-37 --- DEFENCE (NO - YARDS) --- 1-4  
 0-0 --- SPECIAL TEAMS (NO - YARDS) --- 0-0

#### DEFENCE

38 --- DEFENSIVE TACKLES --- 40  
 8 --- SPECIAL TEAMS TACKLES --- 10  
 46 --- TOTAL TACKLES --- 50  
 3 --- QB SACKS --- 1  
 0 --- FORCED FUMBLES --- 0  
 5 --- PASS KNOCKDOWNS --- 0  
 1 --- INTERCEPTIONS --- 1  
 0 --- FUMBLE RETURNS --- 0





**WEEK 10 (vs. BC)**

SUNDAY, AUGUST 11

Attendance: 18,447

	1st	2nd	3rd	4th	FINAL
<b>BC</b>	10	0	6	0	<b>16</b>
<b>EDM</b>	1	18	0	14	<b>33</b>

**SCORING SUMMARY**

**1<sup>ST</sup> QUARTER**

10:29 | D. MACKIE Run (1 yd) to EDM00-TD; convert kick good 7-0 BC  
 3:49 | B. BEDE Field Goal NO GOOD-Single----- 7-1 BC  
 00:00 | S. WHYTE Field Goal (43 yds)----- 10-1 BC

**2<sup>ND</sup> QUARTER**

12:48 | J. LEAKE Run (12 yds) to BC00-TD;convert kick good--- 10-8 BC  
 7:41 | D. PRUKOP Run (1 yd) to BC00-TD;Convert kick good-- 15-10 EDM  
 7:09 | B. BEDE Kickoff (86 yds); SINGLE----- 16-10 EDM  
 00:00 | B. BEDE Field Goal (51 yds)----- 19-10 EDM

**3<sup>RD</sup> QUARTER**

13:11 | S. WHYTE Field Goal (43 yds)----- 19-13 EDM  
 4:40 | S. WHYTE Field Goal (18 yds)----- 19-16 EDM

**4<sup>TH</sup> QUARTER**

14:31 | B. BEDE Field Goal (34 yds)----- 22-16 EDM  
 6:44 | M. BETHEL-THOMPSON completed pass to J. RANKIN-  
 for 17 yards to BC00-TD;2-point conversion successful----- 30-16 EDM  
 2:33 | B. BEDE Field Goal (30 yds)----- 33-16 EDM

**TEAM STATISTICS**

**BC EDM**

**OFFENCE**

271 --- YARDS --- 456  
 24:21 --- POSSESSION TIME --- 35:39  
 180-25-7.2 --- 1ST DOWN (YARDS - ATT - AVG) --- 253-41-6.2  
 91-19-4.8 --- 2ND DOWN (YARDS - ATT - AVG) --- 201-24-8.4  
 8-2-4.0 --- 3RD DOWN (YARDS - ATT - AVG) --- 2-1-2.0

**RUSHING**

17 --- ATTEMPTS --- 35  
 105 --- YARDS --- 200  
 6.2 --- AVERAGE --- 5.7  
 1 --- TOUCHDOWNS --- 2

**PASSING**

27 --- ATTEMPTS --- 24  
 18 --- COMPLETIONS --- 20  
 187 --- YARDS --- 267  
 6.9 --- AVERAGE --- 11.1  
 82 --- YARDS AFTER CATCH --- 89  
 0 --- INTERCEPTIONS --- 1  
 0 --- TOUCHDOWNS --- 1  
 26 --- LONG --- 29  
 67.0% --- COMPLETION % --- 83.0%  
 86.5 --- EFFICIENCY --- 114.4

**TURNOVERS**

1 --- FUMBLES --- 0  
 0 --- FUMBLES LOST --- 0  
 0 --- INTERCEPTIONS --- 1  
 2 --- DOWNS --- 0

**PENALTIES**

6-76 --- TOTAL PENALTIES (NO - YARDS) --- 5-35  
 1-5 --- OFFENCE (NO - YARDS) --- 4-20  
 3-46 --- DEFENCE (NO - YARDS) --- 0-0  
 2-25 --- SPECIAL TEAMS (NO - YARDS) --- 1-15

**DEFENCE**

53 --- DEFENSIVE TACKLES --- 38  
 5 --- SPECIAL TEAMS TACKLES --- 7  
 58 --- TOTAL TACKLES --- 45  
 2 --- QB SACKS --- 2  
 0 --- FORCED FUMBLES --- 1  
 1 --- PASS KNOCKDOWNS --- 2  
 1 --- INTERCEPTIONS --- 0  
 0 --- FUMBLE RETURNS --- 0



**ELKS GAME HIGHS/LOWS**



**OPPONENT HIGHS/LOWS vs. EDM**

**HIGH                      LOW**

**OFFENCE**

515 (@ SSK WK 9) --- YARDS --- 243 (@ OTT WK 7)  
35:39 (vs. BC WK 10) --- POSSESSION TIME --- 26:17 (@ BC WK 4)  
270-31-8.7 (@ SSK WK 9) --- 1ST DOWN (YARDS-ATT-AVG) --- 114-31-3.7 (@ OTT WK 7)  
245-20-12.3 (@ SSK WK 9) --- 2ND DOWN (YARDS-ATT-AVG) --- 101-25-4.0 (vs. HAM WK 8)  
29-2-14.5 (@OTT WK 7) --- 3RD DOWN (YARDS-ATT-AVG) --- 0-0-0.0 (3 times WK 1,3,9)

**RUSHING**

35 (vs. BC WK 10) --- ATTEMPTS --- 10 (@ TOR WK 3)  
276 (@ SSK WK 9) --- YARDS --- 35 (@ TOR WK 3)  
9.9 (@ SSK WK 9) --- AVERAGE --- 3.3 (vs. SSK WK 1)  
3 (@ SSK WK 9) --- TDS --- 0 (4 times WK 1,4,7,8)

**PASSING**

42 (2 times WK 1, 2) --- ATTEMPTS --- 22 (@ SSK WK 9)  
33 (vs. SSK WK 1) --- COMPLETIONS --- 18 (@ SSK WK 9)  
342 (@ TOR WK 3) --- YARDS --- 206 (vs. HAM WK 8)  
11.5 (@ SSK WK 9) --- AVERAGE --- 5.3 (@ OTT WK 7)  
136 (vs. SSK WK 1) --- YARDS AFTER CATCH --- 58 (@ OTT WK 7)  
2 (2 times WK 2,4) --- INTERCEPTIONS --- 0 (2 times WK 3,6)  
4 (@ TOR WK 3) --- TOUCHDOWNS --- 0 (2 times WK 2,7)  
93 (@ SSK WK 9) --- LONG --- 22 (2 times WK 7,8)  
83.0% (vs. BC WK 10) --- COMPLETION % --- 54.0% (vs. HAM WK 8)  
136.1 (@ TOR WK 3) --- EFFICIENCY --- 67.6 (vs. MTL WK 2)

**TURNOVERS**

2 (3 times WK 1,6,8) --- FUMBLES --- 0 (2 times WK 3,10)  
1 (2 times WK 2,8) --- DOWNS --- 0 (6 times WK 1,3,4,6,7,9)

**PENALTIES**

11-101 (vs. SSK WK 1) --- TOTAL PEN (NO - YARDS) --- 4-37 (vs. MTL WK 2)  
3-25 (@ OTT WK 7) --- OFFENCE (NO - YARDS) --- 0-0 (@ TOR WK 3)  
5-67 (@ BC WK 4) --- DEFENCE (NO - YARDS) --- 0-0 (vs. BC WK 10)  
3-30 (vs. SSK WK 1) --- SPECIALS (NO - YARDS) --- 0-0 (2 times WK 9)

**DEFENCE**

47 (@ BC WK 4) --- DEFENSIVE TACKLES --- 38 (2 times WK 9, 10)  
11 (@ TOR WK 3) --- SPECIAL TEAMS TACKLES --- 5 (vs. OTT WK 6)  
55 (@ TOR WK 3) --- TOTAL TACKLES --- 45 (vs. BC WK 10)  
4 (@ OTT WK 7) --- QB SACKS --- 0 (@ BC WK 4)  
1 (3 times WK 1,4,7) --- FORCED FUMBLES --- 0 (4 times WK 2,3,6,9)  
5 (@ SSK WK 9) --- PASS KNOCKDOWNS --- 0 (@ TOR WK 3)  
2 (2 times WK 1,7) --- INTERCEPTIONS --- 0 (3 times WK 2,4,10)  
1 (3 times WK 1,4,6) --- FUMBLE RETURNS --- 0 (5 times WK 2,3,7,9,10)

**HIGH                      LOW**

**OFFENCE**

520 (vs. OTT WK 6) --- YARDS --- 271 (vs. BC WK 10)  
33:40 (@ TOR WK 3) --- POSSESSION TIME --- 24:21 (vs. BC WK 10)  
281-38-7.4 (@ BC WK 4) --- 1ST DOWN (YARDS-ATT-AVG) --- 121-26-4.7 (vs. MTL WK 2)  
370-25-14.8 (vs. OTT WK 6) --- 2ND DOWN (YARDS-ATT-AVG) --- 91-19-4.8 (vs. BC WK 10)  
41-2-20.5 (@ SSK WK 9) --- 3RD DOWN (YARDS-ATT-AVG) --- 0-0-0.0 (2 times WK 1,3)

**RUSHING**

29 (2 times WK 3,8) --- ATTEMPTS --- 17 (vs. BC WK 10)  
186 (@ TOR WK 3) --- YARDS --- 40 (vs. SSK WK 1)  
6.5 (@ SSK WK 9) --- AVERAGE --- 1.8 (vs. SSK WK 1)  
3 (@ TOR WK 3) --- TDS --- 0 (vs. HAM WK 8)

**PASSING**

38 (3 times WK 4,6,9) --- ATTEMPTS --- 22 (@ TOR WK 3)  
27 (@ BC WK 4) --- COMPLETIONS --- 17 (vs. HAM WK 8)  
480 (vs. OTT WK 6) --- YARDS --- 187 (vs. BC WK 10)  
12.6 (2 times WK 6,8) --- AVERAGE --- 6.9 (vs. BC WK 10)  
222 (vs. OTT WK 6) --- YARDS AFTER CATCH --- 54 (@ OTT WK 7)  
2 (2 times WK 1,7) --- INTERCEPTIONS --- 0 (3 times WK 2,4, 10)  
5 (vs. HAM WK 8) --- TOUCHDOWNS --- 0 (2 times WK 7, 10)  
70 (vs. OTT WK 6) --- LONG --- 26 (2 times WK 9, 10)  
82.0% (@ TOR WK 3) --- COMPLETION % --- 58.0% (@ SSK WK 9)  
158.3 (vs. HAM WK 8) --- EFFICIENCY --- 64.8 (@ OTT WK 7)

**TURNOVERS**

2 (2 times WK 1,4) --- FUMBLES --- 0 (4 times WK 2,3,9,10)  
2 (2 times WK 4,10) --- DOWNS --- 0 (6 times WK, 1,2,3,6,8,9)

**PENALTIES**

8-100 (vs. OTT WK 6) --- TOTAL PEN (NO - YARDS) --- 3-19 (@ SSK WK 9)  
2-40 (vs. SSK WK 1) --- OFFENCE (NO - YARDS) --- 1-5 (2 times WK 8,10)  
5-70 (vs. OTT WK 6) --- DEFENCE (NO - YARDS) --- 1-4 (@ SSK WK 9)  
2-25 (vs. BC WK 10) --- SPECIALS (NO - YARDS) --- 0-0 (2 times WK 8,9)

**DEFENCE**

53 (vs. BC WK 10) --- DEFENSIVE TACKLES --- 32 (@ BC WK 4)  
10 (@ SSK WK 9) --- SPECIAL TEAMS TACKLES --- 5 (vs. BC WK 10)  
59 (vs. MTL WK 2) --- TOTAL TACKLES --- 39 (@ BC WK 4)  
3 (3 times WK 2,6,8) --- QB SACKS --- 1 (3 times WK 3,4,9)  
2 (2 times WK 1,6) --- FORCED FUMBLES --- 0 (6 times WK 2,3,7,8,9,10)  
7 (vs. HAM WK 8) --- PASS KNOCKDOWNS --- 0 (@ SSK WK 9)  
2 (2 times WK 2,4) --- INTERCEPTIONS --- 0 (2 times WK 3,6)  
2 (vs. SSK WK 1) --- FUMBLE RETURNS --- 0 (4 times WK 2,3,9,10)